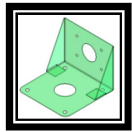


FLEXIBLE POLE DISPLAY 18"-30" HIGH

P/N: 225-76120-04

Quick Installation Instructions

Options/Replacement Parts



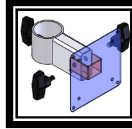
Side Mounting Bracket

P/N: 225-76140-04



Thumb Screw

P/N: 225-76901-04



4" Display Arm

P/N: 225-76130-04

GENERAL SPECIFICATIONS

Rotation: 360° around display pole

Height: 18-30 inches (45.72cm - 76.2cm)

Tilt Adjustment: +/- 180°

Pole Diameter: 2 inches (Base)

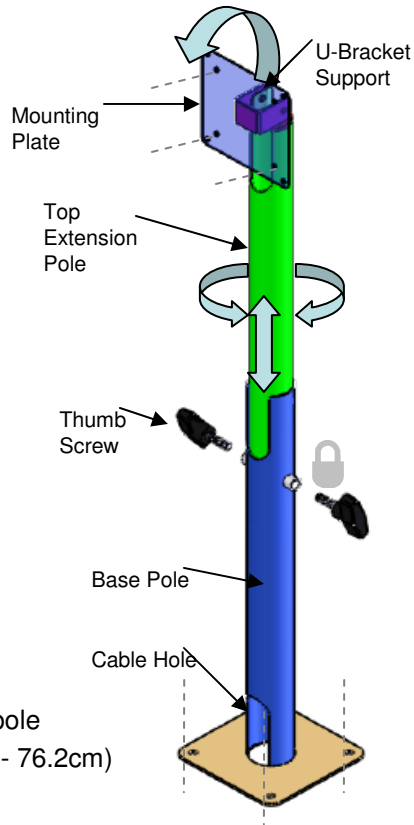
Maximum Load: Designed for LCD monitors / touch-screens weighting up to 30 lbs (13.60kg)

Display: Designed for VESA 75mm or 100mm mounting standard


Mounting Options: Flat surface or on side-mount bracket

Cable Management: Designed with top and bottom openings for easy and convenient cable routing.

Color: Black



INSTALLATION

1. Remove Pole Display from packaging. Secure the base pole tightly in place by bolting four (4) screws through the base plate to a flat surface or by using the side-mount bracket.
2. Release the two side thumb screws and remove the top extension pole by pulling it up.
3.  Secure the mounting plate on top of the extension pole to the back of the flat screen monitor by placing four (4) screws to the corresponding VESA mounting dimension (75mm or 100mm).
4. With the monitor safely secured to the plate, place the top extension pole back in the cavity of the base pole.
5. Secure the height by tightening the thumb screws located in each side of the base pole.
6. Secure the monitor's tilt adjustment by tightening the two screws on each side of the U-Bracket Support behind the Mounting Plate.
7. Guide cable connections from behind the monitor through the top cable hole and to the bottom opening of the base pole.
8. Make cable connections as needed.

TOOLS AND HARDWARE REQUIRED

- Hardware is NOT included. Hardware will need to suit desktop or platform thickness.
- Phillips Head Screwdriver or power drill (if necessary)

NOTE: For replacement parts and/or additional accessories, contact your supplier or visit our website at <http://www.mmfdcg.com>
Please visit MMF DCG on-line for FREE Technical Support or call 1-800-769-1954.